






NEANN NIEJ Immobilisation & Extraction Jacket

NIEJ vs. KED- Comparison of Devices

NIEJ's 15 Improvements.






The NEANN Immobilisation & Extraction Device (NIEJ) is a significant redevelopment of the aging Kendrick Extraction Device (KED).

NIEJ's 15 improvements include:

<p>1. Hook Velcro Replaced With Loop Velcro On Rear</p> <ul style="list-style-type: none"> • Prevents NIEJ gripping to velour seats, • Stops collection of dirt & particles in Velcro. 	
<p>2. Shape Change On Chest Flaps</p> <ul style="list-style-type: none"> • Reduces height arms need to be raised to insert chest flaps, • Reduces spinal column movement. 	
<p>3. New Elasticised Strap Holders</p> <ul style="list-style-type: none"> • Easier to secure straps, • Helps prevent straps falling out during device insertion. 	
<p>4. Colour Coding Of Inserts</p> <ul style="list-style-type: none"> • Allows for rapid identification of inserts, • Especially useful when bystanders assisting application. 	
<p>5. New Single Spinal Panel</p> <ul style="list-style-type: none"> • Improves stability for spinal column, • Reduces longitudinal flexion. 	





NEANN NIEJ Immobilisation & Extraction Jacket

NIEJ vs. KED- Comparison of Devices

<p>6. New Lumbar Support</p> <ul style="list-style-type: none"> • Helps maintains natural curvature of lower spine, • Improves comfort. 	
<p>7. Straps Applied In Order Of Colour - Top to Bottom</p> <ul style="list-style-type: none"> • Straps applied in order of traffic lights, • Straps applied from top to bottom. 	
<p>8. Introduction of Shoulder Straps</p> <ul style="list-style-type: none"> • Provides greater immobilisation than devices without, • Lateral chest straps don't need to be as tight – reducing respiratory compromise, • Two methods of strapping available depending on size or injuries. 	
<p>9. Improved Positioning Of Groin Straps</p> <ul style="list-style-type: none"> • Provides greater immobilization, • Greatly eases insertion and correct strap placement, • Allows both groin straps to be inserted together, useful when access to patient limited to one side, • Buckle attachment at front easier to access. 	
<p>10. Introduction Of Groin Padding</p> <ul style="list-style-type: none"> • Takes pressure of straps off groin area, • Improves comfort when NIEJ is used as lifting device. 	

NEANN NIEJ Immobilisation & Extraction Jacket

NIEJ vs. KED- Comparison of Devices

<p>11. Improved Occipital Head Padding</p> <ul style="list-style-type: none"> • Properly pads gap to prevent hyperextension, • Velcros into place to so it doesn't move. 	
<p>12. Improved Head Straps</p> <ul style="list-style-type: none"> • More secure than foam straps, • Crackling velcro during patient movement warns of straps moving, • Easier to tighten with newly designed <i>Pull Forward</i> strapping system. 	
<p>13. Improved Positioning Of Head Handle</p> <ul style="list-style-type: none"> • Improved access for attaching ropes for sliding patient along a Long Board, • Removes lumps under head section when ropes attached. 	
<p>14. Reflective Tape On Carry Bag</p> <ul style="list-style-type: none"> • Improves safety during carrying. 	
<p>15. Introduction Of Backpack</p> <ul style="list-style-type: none"> • Backpack supplied for extended carrying. 	